

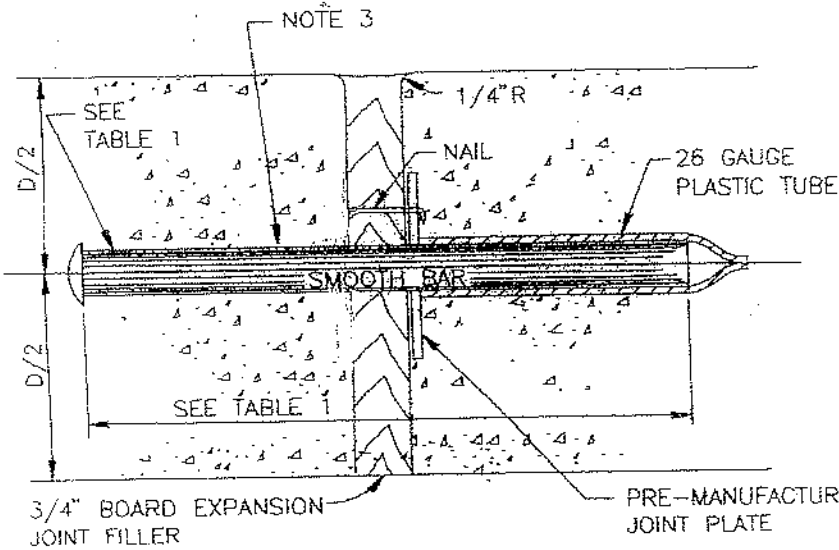
**Contractors Paving Supply, Inc. LLP.**

13923 Stafford Road

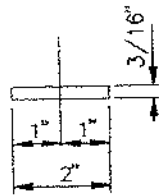
Stafford, Texas 77477

Phone 281-208-8839 Fax 281-208-8809

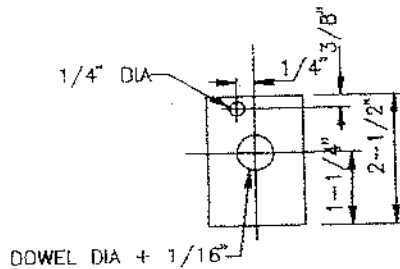
sales@contractorspsi.com



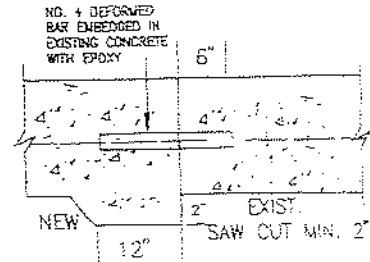
SECTION  
DOWEL TYPE EXPANSION JOINT  
N.T.S.



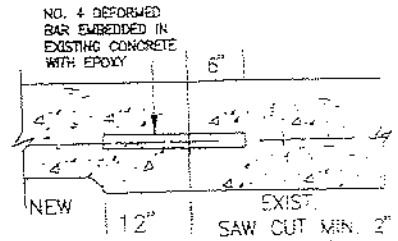
PLAN - JOINT PLATE



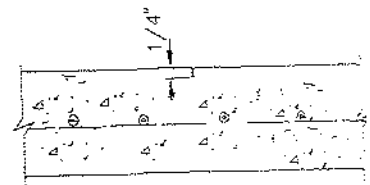
ELEVATION - JOINT PLATE  
N.T.S.



SECTION  
SIDEWALK TO EXISTING SIDEWALK



SECTION  
SIDEWALK TO EXISTING DRIVEWAY



SECTION  
CONTROL JOINT  
N.T.S.

Paving Thickness (In.)	Dowel Sizes & Spacings		
	Diameter (In.)	Length (In.)	Spacing (In.)

**NOTES:**

1. STEEL TO MEET ASTM STANDARD SPECIFICATION FOR CONCRETE REINFORCING BARS.
2. EXPANSION JOINT TO BE PLACED AT THE END OF EACH CURB RADIUS AND SPACED AT A MAXIMUM DISTANCE OF 36 FEET. MAXIMUM SPACING FOR CONTROL JOINTS SHALL BE 5'.
3. CENTER DOWEL HORIZONTALLY ON JOINT.
4. CENTER DOWEL VERTICALLY IN CONCRETE AS NEEDED TO MAINTAIN 2" MIN. COVER.